

Still need help?



SCAN FOR VIDEO INSTRUCTIONS

SUPPORT

hello@getoffroam.com

415 - 592 - 7626

Self-installation instructions and advice are provided for your convenience. It is your responsibility to determine if you have the knowledge, skills, and physical ability required to properly perform an installation. Offroam shall have no liability for damage or injury resulting from the installation or use of any Offroam or third party products. It is your responsibility to ensure that all products are installed in adherence with local laws and regulations and in such a manner as to allow a vehicle to be operated safely and without distraction. Offroam product warranties do not cover the installation, removal or re-installation of any product.

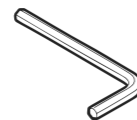
WARNINGS

- Do not mount accessories in front of or near the path of airbag deployment.
- Check vehicle compatibility before installation to avoid damage to air vent bezel.
- Designed to work with OEM air vents. Not compatible with aftermarket air vent modifications.
- Do not mount heavy devices and/or use with long extension arms. Check the rated weight limit.
- Mount electronics away from air flow to prevent heat damage.

COMPONENTS



Clamp

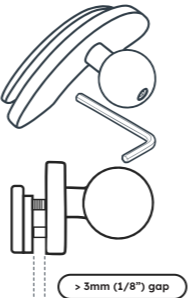


L-key

01

Using the L-key provided, loosen the clamping screw to create at least 3mm (1/8") gap between the front & the backing plates of the clamp.

Keep screw threaded into the backing plate.

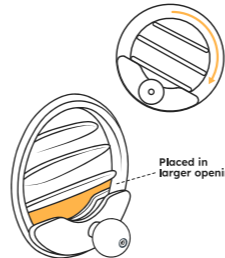


02

Open the vehicle air vent louver to full air flow position.

Place the clamp through larger opening between louvers and bezel.

Rotate clamp to aim air vent to the desired position.



Note: Clamp will lock the airvent aim

03


Hold the clamp in place against the air vent. Ensure front plate fully wraps around the bezel.

Tighten screw until clamp has a snug fit around the bezel.

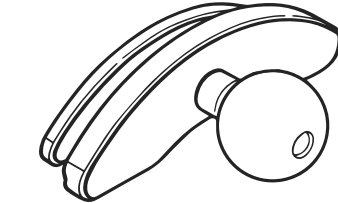


Fitment Note

Fits OEM center vents only. This product does not block air flow, but locks the air vent aim.



OFFROAM[™]
getoffroam.com



Clamp Installation Instructions

for 18-22 Jeep Wrangler JL & Gladiator JL